

2022 Colombian Stata Conference

Introduction to lasso using Stata

Miguel Dorta

StataCorp LLC


September 6, 2022

Outline

- Overview of lasso in Stata

Outline

- Overview of lasso in Stata
- Lasso for prediction and model selection
 - Motivation and basic theoretical aspects
 - Example for a linear model
 - Basic workflow
 - Some tools and options
 - A quick look at the menus

Outline

- Overview of lasso in Stata
- Lasso for prediction and model selection
 - Motivation and basic theoretical aspects
 - Example for a linear model
 - Basic workflow
 - Some tools and options
 - A quick look at the menus
- Lasso for inference
 - Motivation and basic theoretical aspects
 - Example for a linear model
 - Basic estimations
 - Some tools and options
 - A quick look at the menus

Overview of lasso in Stata

- Lasso for prediction and model selection
 - `lasso` for performing lasso (linear, logit, probit, and Poisson)

Overview of lasso in Stata

- Lasso for prediction and model selection
 - **lasso** for performing lasso (linear, logit, probit, and Poisson)
 - **elasticnet** for performing elastic net (linear, logit, probit, and Poisson)

Overview of lasso in Stata

- Lasso for prediction and model selection
 - **lasso** for performing lasso (linear, logit, probit, and Poisson)
 - **elasticnet** for performing elastic net (linear, logit, probit, and Poisson)
 - **sqrtlasso** for performing square-root lasso (linear)

Overview of lasso in Stata

- Lasso for prediction and model selection
 - **lasso** for performing lasso (linear, logit, probit, and Poisson)
 - **elasticnet** for performing elastic net (linear, logit, probit, and Poisson)
 - **sqrtlasso** for performing square-root lasso (linear)
- Lasso estimators for inference
 - Double-selection method: **dsregress**, **dslogit**, and **dspoisson**

Overview of lasso in Stata

- Lasso for prediction and model selection
 - **lasso** for performing lasso (linear, logit, probit, and Poisson)
 - **elasticnet** for performing elastic net (linear, logit, probit, and Poisson)
 - **sqrtlasso** for performing square-root lasso (linear)
- Lasso estimators for inference
 - Double-selection method: **dsregress**, **dslogit**, and **ds poisson**
 - Partialing-out method: **poregress**, **poivregress**, **pologit**, and **popoisson**

Overview of lasso in Stata

- Lasso for prediction and model selection
 - **lasso** for performing lasso (linear, logit, probit, and Poisson)
 - **elasticnet** for performing elastic net (linear, logit, probit, and Poisson)
 - **sqrtlasso** for performing square-root lasso (linear)
- Lasso estimators for inference
 - Double-selection method: **dsregress**, **dslogit**, and **dspoison**
 - Partialing-out method: **poregress**, **poivregress**, **pologit**, and **popoison**
 - Cross-fit partialing-out method (double machine learning): **xporegress**, **xpoivregress**, **xpologit**, and **xpopoison**

Overview of lasso in Stata

- Lasso for prediction and model selection
 - **lasso** for performing lasso (linear, logit, probit, and Poisson)
 - **elasticnet** for performing elastic net (linear, logit, probit, and Poisson)
 - **sqrtlasso** for performing square-root lasso (linear)
- Lasso estimators for inference
 - Double-selection method: **dsregress**, **dslogit**, and **dsipoisson**
 - Partialing-out method: **poregress**, **poivregress**, **pologit**, and **popoission**
 - Cross-fit partialing-out method (double machine learning): **xporegress**, **xpoivregress**, **xpologit**, and **xpopoission**
 - Treatment effects estimation using lasso: **telasso**

Overview of lasso in Stata

- Lasso for prediction and model selection
 - **lasso** for performing lasso (linear, logit, probit, and Poisson)
 - **elasticnet** for performing elastic net (linear, logit, probit, and Poisson)
 - **sqrtlasso** for performing square-root lasso (linear)
- Lasso estimators for inference
 - Double-selection method: **dsregress**, **dslogit**, and **dspoisson**
 - Partialing-out method: **poregress**, **poivregress**, **pologit**, and **popoisson**
 - Cross-fit partialing-out method (double machine learning): **xporegress**, **xpoivregress**, **xpologit**, and **xpopoisson**
 - Treatment effects estimation using lasso: **telasso**
- Most lasso features are available from Stata 16. **telasso**, selection using BIC, and accounting for clustering were added in Stata 17

Overview of lasso in Stata

- Lasso for prediction and model selection
 - **lasso** for performing lasso (linear, logit, probit, and Poisson)
 - **elasticnet** for performing elastic net (linear, logit, probit, and Poisson)
 - **sqrtlasso** for performing square-root lasso (linear)
- Lasso estimators for inference
 - Double-selection method: **dsregress**, **dslogit**, and **dsipoisson**
 - Partialing-out method: **poregress**, **poivregress**, **pologit**, and **popoission**
 - Cross-fit partialing-out method (double machine learning): **xporegress**, **xpoivregress**, **xpologit**, and **xpopoission**
 - Treatment effects estimation using lasso: **telasso**
- Most lasso features are available from Stata 16. **telasso**, selection using BIC, and accounting for clustering were added in Stata 17
- "Lasso was an acronym for 'least absolute shrinkage and selection operator'. Today, lasso is considered a word"

Lasso for prediction and model selection

Motivation

- Suppose we have original data with an outcome variable and lots of covariates

Motivation

- Suppose we have original data with an outcome variable and lots of covariates
- We then have new data on the covariates but not on the outcome variable

Motivation

- Suppose we have original data with an outcome variable and lots of covariates
- We then have new data on the covariates but not on the outcome variable
- We want to predict the outcome variable on the new data

Motivation

- Suppose we have original data with an outcome variable and lots of covariates
- We then have new data on the covariates but not on the outcome variable
- We want to predict the outcome variable on the new data
- So, we fit a model for the outcome variable on some of the covariates using the original data

Motivation

- Suppose we have original data with an outcome variable and lots of covariates
- We then have new data on the covariates but not on the outcome variable
- We want to predict the outcome variable on the new data
- So, we fit a model for the outcome variable on some of the covariates using the original data
- The best prediction minimizes the mean-squared error or another loss function on new data

Motivation

- Suppose we have original data with an outcome variable and lots of covariates
- We then have new data on the covariates but not on the outcome variable
- We want to predict the outcome variable on the new data
- So, we fit a model for the outcome variable on some of the covariates using the original data
- The best prediction minimizes the mean-squared error or another loss function on new data
- For example, a car dealer business needs to predict the market price of used cars, given many potential predictor variables

Motivation

- Suppose we have original data with an outcome variable and lots of covariates
- We then have new data on the covariates but not on the outcome variable
- We want to predict the outcome variable on the new data
- So, we fit a model for the outcome variable on some of the covariates using the original data
- The best prediction minimizes the mean-squared error or another loss function on new data
- For example, a car dealer business needs to predict the market price of used cars, given many potential predictor variables
- If data have lots of covariates, which ones should we include in our prediction model?

Using penalized regression to avoid overfitting

- Problems if all potential covariates would be included:
 - It would not be possible if $p > N$
 - Even $p < N$, too many covariates may produce overfitting

Using penalized regression to avoid overfitting

- Problems if all potential covariates would be included:
 - It would not be possible if $p > N$
 - Even $p < N$, too many covariates may produce overfitting
 - Overfitting is the presence of excessive parameters that improve the in-sample prediction performance but worsen the out-of-sample performance

Using penalized regression to avoid overfitting

- Problems if all potential covariates would be included:
 - It would not be possible if $p > N$
 - Even $p < N$, too many covariates may produce overfitting
 - Overfitting is the presence of excessive parameters that improve the in-sample prediction performance but worsen the out-of-sample performance
- A way to avoid overfitting is by penalizing the objective function

$$Q = \frac{1}{N} \sum_{i=1}^N w_i f(y_i, \beta_0 + \mathbf{x}_i \boldsymbol{\beta}')$$

- $f(\cdot)$ is a measure of prediction error

Using penalized regression to avoid overfitting

- Problems if all potential covariates would be included:
 - It would not be possible if $p > N$
 - Even $p < N$, too many covariates may produce overfitting
 - Overfitting is the presence of excessive parameters that improve the in-sample prediction performance but worsen the out-of-sample performance
- A way to avoid overfitting is by penalizing the objective function

$$Q = \frac{1}{N} \sum_{i=1}^N w_i f(y_i, \beta_0 + \mathbf{x}_i \boldsymbol{\beta}')$$

- $f(\cdot)$ is a measure of prediction error
- **How does lasso penalize the objective function?**

Using penalized regression to avoid over-fitting

Lasso (Tibshirani, 1996) minimizes the penalized objective function

$$Q_L = \frac{1}{N} \sum_{i=1}^N w_i f(y_i, \beta_0 + \mathbf{x}_i \boldsymbol{\beta}') + \lambda \sum_{j=1}^p k_j |\beta_j|$$

Using penalized regression to avoid over-fitting

Lasso (Tibshirani, 1996) minimizes the penalized objective function

$$Q_L = \frac{1}{N} \sum_{i=1}^N w_i f(y_i, \beta_0 + \mathbf{x}_i \boldsymbol{\beta}') + \lambda \sum_{j=1}^p k_j |\beta_j|$$

- λ is the lasso penalty parameter

Using penalized regression to avoid over-fitting

Lasso (Tibshirani, 1996) minimizes the penalized objective function

$$Q_L = \frac{1}{N} \sum_{i=1}^N w_i f(y_i, \beta_0 + \mathbf{x}_i \boldsymbol{\beta}') + \lambda \sum_{j=1}^p k_j |\beta_j|$$

- λ is the lasso penalty parameter
- Covariates in \mathbf{x} are standardized

Using penalized regression to avoid over-fitting

Lasso (Tibshirani, 1996) minimizes the penalized objective function

$$Q_L = \frac{1}{N} \sum_{i=1}^N w_i f(y_i, \beta_0 + \mathbf{x}_i \boldsymbol{\beta}') + \lambda \sum_{j=1}^p k_j |\beta_j|$$

- λ is the lasso penalty parameter
- Covariates in \mathbf{x} are standardized
- Given a value of λ , minimizing Q_L causes shrinkage in the β_j 's towards zero

Using penalized regression to avoid over-fitting

Lasso (Tibshirani, 1996) minimizes the penalized objective function

$$Q_L = \frac{1}{N} \sum_{i=1}^N w_i f(y_i, \beta_0 + \mathbf{x}_i \boldsymbol{\beta}') + \lambda \sum_{j=1}^p k_j |\beta_j|$$

- λ is the lasso penalty parameter
- Covariates in \mathbf{x} are standardized
- Given a value of λ , minimizing Q_L causes shrinkage in the β_j 's towards zero
- The kink in the absolute value shrinks some of the β_j 's to zero
 - covariates with $\beta_j = 0$ are excluded
 - covariates with $\beta_j \neq 0$ are included

Using penalized regression to avoid over-fitting

Lasso (Tibshirani, 1996) minimizes the penalized objective function

$$Q_L = \frac{1}{N} \sum_{i=1}^N w_i f(y_i, \beta_0 + \mathbf{x}_i \beta') + \lambda \sum_{j=1}^p k_j |\beta_j|$$

- λ is the lasso penalty parameter
- Covariates in \mathbf{x} are standardized
- Given a value of λ , minimizing Q_L causes shrinkage in the β_j 's towards zero
- The kink in the absolute value shrinks some of the β_j 's to zero
 - covariates with $\beta_j = 0$ are excluded
 - covariates with $\beta_j \neq 0$ are included
- The minimization algorithm is called "coordinate descent"

Using penalized regression to avoid over-fitting

Lasso (Tibshirani, 1996) minimizes the penalized objective function

$$Q_L = \frac{1}{N} \sum_{i=1}^N w_i f(y_i, \beta_0 + \mathbf{x}_i \beta') + \lambda \sum_{j=1}^p k_j |\beta_j|$$

- λ is the lasso penalty parameter
- Covariates in \mathbf{x} are standardized
- Given a value of λ , minimizing Q_L causes shrinkage in the β_j 's towards zero
- The kink in the absolute value shrinks some of the β_j 's to zero
 - covariates with $\beta_j = 0$ are excluded
 - covariates with $\beta_j \neq 0$ are included
- The minimization algorithm is called "coordinate descent"
- Given a dataset, there exists a λ_{max} that shrinks all the coefficients to zero

Using penalized regression to avoid over-fitting

Lasso (Tibshirani, 1996) minimizes the penalized objective function

$$Q_L = \frac{1}{N} \sum_{i=1}^N w_i f(y_i, \beta_0 + \mathbf{x}_i \beta') + \lambda \sum_{j=1}^p k_j |\beta_j|$$

- λ is the lasso penalty parameter
- Covariates in \mathbf{x} are standardized
- Given a value of λ , minimizing Q_L causes shrinkage in the β_j 's towards zero
- The kink in the absolute value shrinks some of the β_j 's to zero
 - covariates with $\beta_j = 0$ are excluded
 - covariates with $\beta_j \neq 0$ are included
- The minimization algorithm is called "coordinate descent"
- Given a dataset, there exists a λ_{max} that shrinks all the coefficients to zero
- As λ decreases, more variables are selected

Using penalized regression to avoid over-fitting

Lasso (Tibshirani, 1996) minimizes the penalized objective function

$$Q_L = \frac{1}{N} \sum_{i=1}^N w_i f(y_i, \beta_0 + \mathbf{x}_i \beta') + \lambda \sum_{j=1}^p k_j |\beta_j|$$

- λ is the lasso penalty parameter
- Covariates in \mathbf{x} are standardized
- Given a value of λ , minimizing Q_L causes shrinkage in the β_j 's towards zero
- The kink in the absolute value shrinks some of the β_j 's to zero
 - covariates with $\beta_j = 0$ are excluded
 - covariates with $\beta_j \neq 0$ are included
- The minimization algorithm is called "coordinate descent"
- Given a dataset, there exists a λ_{max} that shrinks all the coefficients to zero
- As λ decreases, more variables are selected
- Least absolute shrinkage and selection operator (lasso)

Using penalized regression to avoid overfitting

- Penalized objective function for lasso

$$Q_L = \frac{1}{N} \sum_{i=1}^N w_i f(y_i, \beta_0 + \mathbf{x}_i \boldsymbol{\beta}') + \lambda \sum_{j=1}^p k_j |\beta_j|$$

Using penalized regression to avoid overfitting

- Penalized objective function for lasso

$$Q_L = \frac{1}{N} \sum_{i=1}^N w_i f(y_i, \beta_0 + \mathbf{x}_i \boldsymbol{\beta}') + \lambda \sum_{j=1}^p k_j |\beta_j|$$

- Penalized objective function for elastic net

$$Q_{en} = \frac{1}{N} \sum_{i=1}^N w_i f(y_i, \beta_0 + \mathbf{x}_i \boldsymbol{\beta}') + \lambda \sum_{j=1}^p k_j \left\{ \frac{1-\alpha}{2} \beta_j^2 + \alpha |\beta_j| \right\}$$

Using penalized regression to avoid overfitting

- Penalized objective function for lasso

$$Q_L = \frac{1}{N} \sum_{i=1}^N w_i f(y_i, \beta_0 + \mathbf{x}_i \beta') + \lambda \sum_{j=1}^p k_j |\beta_j|$$

- Penalized objective function for elastic net

$$Q_{en} = \frac{1}{N} \sum_{i=1}^N w_i f(y_i, \beta_0 + \mathbf{x}_i \beta') + \lambda \sum_{j=1}^p k_j \left\{ \frac{1-\alpha}{2} \beta_j^2 + \alpha |\beta_j| \right\}$$

- Penalized objective function for square-root lasso

$$Q_L = \sqrt{\frac{1}{N} \sum_{i=1}^N w_i (y_i - \beta_0 - \mathbf{x}_i \beta')^2} + \frac{\lambda}{N} \sum_{j=1}^p k_j |\beta_j|$$

Selecting λ using K-fold cross-validation

This is the default selection method for λ in lasso for prediction

Selecting λ using K-fold cross-validation

This is the default selection method for λ in lasso for prediction

- 1 compute a grid of λ 's (default is 100 λ 's) such that the largest λ does not select any variables (all of the coefficients are zero)

Selecting λ using K-fold cross-validation

This is the default selection method for λ in lasso for prediction

- 1 compute a grid of λ 's (default is 100 λ 's) such that the largest λ does not select any variables (all of the coefficients are zero)
- 2 divide the data randomly into K partitions called folds (default is 10 folds)

Selecting λ using K-fold cross-validation

This is the default selection method for λ in lasso for prediction

- 1 compute a grid of λ 's (default is 100 λ 's) such that the largest λ does not select any variables (all of the coefficients are zero)
- 2 divide the data randomly into K partitions called folds (default is 10 folds)
- 3 given a value of λ , fit the lasso on all observations except those in fold k

Selecting λ using K-fold cross-validation

This is the default selection method for λ in lasso for prediction

- 1 compute a grid of λ 's (default is 100 λ 's) such that the largest λ does not select any variables (all of the coefficients are zero)
- 2 divide the data randomly into K partitions called folds (default is 10 folds)
- 3 given a value of λ , fit the lasso on all observations except those in fold k
- 4 that result is used to predict the outcome in fold k and a measure of prediction error is computed

Selecting λ using K-fold cross-validation

This is the default selection method for λ in lasso for prediction

- 1 compute a grid of λ 's (default is 100 λ 's) such that the largest λ does not select any variables (all of the coefficients are zero)
- 2 divide the data randomly into K partitions called folds (default is 10 folds)
- 3 given a value of λ , fit the lasso on all observations except those in fold k
- 4 that result is used to predict the outcome in fold k and a measure of prediction error is computed
- 5 steps 3 and 4 are repeated for each fold

Selecting λ using K-fold cross-validation

This is the default selection method for λ in lasso for prediction

- 1 compute a grid of λ 's (default is 100 λ 's) such that the largest λ does not select any variables (all of the coefficients are zero)
- 2 divide the data randomly into K partitions called folds (default is 10 folds)
- 3 given a value of λ , fit the lasso on all observations except those in fold k
- 4 that result is used to predict the outcome in fold k and a measure of prediction error is computed
- 5 steps 3 and 4 are repeated for each fold
- 6 the prediction errors are then averaged over all folds

Selecting λ using K-fold cross-validation

This is the default selection method for λ in lasso for prediction

- 1 compute a grid of λ 's (default is 100 λ 's) such that the largest λ does not select any variables (all of the coefficients are zero)
- 2 divide the data randomly into K partitions called folds (default is 10 folds)
- 3 given a value of λ , fit the lasso on all observations except those in fold k
- 4 that result is used to predict the outcome in fold k and a measure of prediction error is computed
- 5 steps 3 and 4 are repeated for each fold
- 6 the prediction errors are then averaged over all folds
- 7 steps 3, 4, 5 and 6 are repeated for each λ in the grid

Selecting λ using K-fold cross-validation

This is the default selection method for λ in lasso for prediction

- 1 compute a grid of λ 's (default is 100 λ 's) such that the largest λ does not select any variables (all of the coefficients are zero)
- 2 divide the data randomly into K partitions called folds (default is 10 folds)
- 3 given a value of λ , fit the lasso on all observations except those in fold k
- 4 that result is used to predict the outcome in fold k and a measure of prediction error is computed
- 5 steps 3 and 4 are repeated for each fold
- 6 the prediction errors are then averaged over all folds
- 7 steps 3, 4, 5 and 6 are repeated for each λ in the grid
- 8 select the λ^* with the smallest average prediction error, and refit lasso using λ^* on the original data

Example on lasso for prediction with a linear model

- Predicting infant birth weight

Example on lasso for prediction with a linear model

- Predicting infant birth weight
- Basic covariates: 5 binary variables and 6 continuous variables of mothers and fathers
- Covariates: main effects and interactions (117 covariates)

Example on lasso for prediction with a linear model

- Predicting infant birth weight
- Basic covariates: 5 binary variables and 6 continuous variables of mothers and fathers
- Covariates: main effects and interactions (117 covariates)
- Number of observations: 4642

Example on lasso for prediction with a linear model

- Predicting infant birth weight
- Basic covariates: 5 binary variables and 6 continuous variables of mothers and fathers
- Covariates: main effects and interactions (117 covariates)
- Number of observations: 4642
- Among OLS, lasso, elastic-net, and square-root lasso, which method should be used to predict the infant birth weight?

Workflow

- Step 1: Using **split sample**
 - Evaluate lasso predictions on a sub-sample that we did not use to fit the lasso. So, we randomly split data into training and testing sample

- Step 1: Using **splitsample**

- Evaluate lasso predictions on a sub-sample that we did not use to fit the lasso. So, we randomly split data into training and testing sample

```
. use cattaneo2  
(Excerpt from Cattaneo (2010) Journal of Econometrics 155: 138154)  
. set seed 1907  
. splitsample, generate(sample) split(0.70 0.30)  
. label define lbsample 1 "Training" 2 "Testing"  
. label value sample lbsample
```

Workflow

- Step 1: Using `splitsample`

- Evaluate lasso predictions on a sub-sample that we did not use to fit the lasso. So, we randomly split data into training and testing sample

```
. use cattaneo2
(Excerpt from Cattaneo (2010) Journal of Econometrics 155: 138154)
. set seed 1907
. splitsample, generate(sample) split(0.70 0.30)
. label define lbsample 1 "Training" 2 "Testing"
. label value sample lbsample
```

- Step 2: Create macro with factor variable syntax

```
. global covs (c.mage c.fage c.mage c.fage c.monthslb)##(c.mage ///
> c.fage c.mage c.fage c.monthslb) (mmarried mhispanic fhispanic ///
> foreign alcohol msmoke fbaby prenatal1)##(c.mage c.fage ///
> c.medu c.fedu c.monthslb)
```

- Step 3: Select λ parameter value using training sample

```
. quietly regress bweight $covs if sample == 1
. estimates store ols
. quietly lasso linear bweight $covs if sample == 1
. estimates store lasso
. quietly elasticnet linear bweight $covs if sample == 1, alpha(0.2 0.5 0.75 0.9)
. estimates store elastnet
. quietly sqrtlasso bweight $covs if sample == 1
. estimates store sqlasso
```

Workflow

- Step 3: Select λ parameter value using training sample

```
. quietly regress bweight $covs if sample == 1
. estimates store ols
. quietly lasso linear bweight $covs if sample == 1
. estimates store lasso
. quietly elasticnet linear bweight $covs if sample == 1, alpha(0.2 0.5 0.75 0.9)
. estimates store elastnet
. quietly sqrtlasso bweight $covs if sample == 1
. estimates store sqlasso
```

- **if sample == 1** restricts commands to use only the training data

- Step 3: Select λ parameter value using training sample

```
. quietly regress bweight $covs if sample == 1
. estimates store ols
. quietly lasso linear bweight $covs if sample == 1
. estimates store lasso
. quietly elasticnet linear bweight $covs if sample == 1, alpha(0.2 0.5 0.75 0.9)
. estimates store elastnet
. quietly sqrtlasso bweight $covs if sample == 1
. estimates store sqlasso
```

- **if sample == 1** restricts commands to use only the training data
- By default, λ is chosen by 10-fold cross-validation (grid of 100 values of λ)

- Step 3: Select λ parameter value using training sample

```
. quietly regress bweight $covs if sample == 1
. estimates store ols
. quietly lasso linear bweight $covs if sample == 1
. estimates store lasso
. quietly elasticnet linear bweight $covs if sample == 1, alpha(0.2 0.5 0.75 0.9)
. estimates store elastnet
. quietly sqrtlasso bweight $covs if sample == 1
. estimates store sqlasso
```

- **if sample == 1** restricts commands to use only the training data
- By default, λ is chosen by 10-fold cross-validation (grid of 100 values of λ)
- **estimates store** stores estimation results

- Step 3: Select λ parameter value using training sample

```
. quietly regress bweight $covs if sample == 1
. estimates store ols
. quietly lasso linear bweight $covs if sample == 1
. estimates store lasso
. quietly elasticnet linear bweight $covs if sample == 1, alpha(0.2 0.5 0.75 0.9)
. estimates store elastnet
. quietly sqrtlasso bweight $covs if sample == 1
. estimates store sqlasso
```

- **if sample == 1** restricts commands to use only the training data
- By default, λ is chosen by 10-fold cross-validation (grid of 100 values of λ)
- **estimates store** stores estimation results
- In **elasticnet**, option **alpha()** specifies some α values for the penalty term

Workflow

- Step 4: Evaluate prediction performance using testing sample

```
. lassogof ols lasso elastnet sqlasso, over(sample)
```

```
Penalized coefficients
```

Name	sample	MSE	R-squared	Obs
ols	Training	304368.1	0.0800	3,249
	Testing	328554.5	0.0463	1,393
lasso	Training	310573.1	0.0613	3,249
	Testing	324874.6	0.0570	1,393
elastnet	Training	310358.5	0.0619	3,249
	Testing	324727.4	0.0574	1,393
sqlasso	Training	310176.3	0.0625	3,249
	Testing	324962.4	0.0567	1,393

Workflow

- Step 4: Evaluate prediction performance using testing sample

```
. lassogof ols lasso elastnet sqlasso, over(sample)
```

Penalized coefficients

Name	sample	MSE	R-squared	Obs
ols	Training	304368.1	0.0800	3,249
	Testing	328554.5	0.0463	1,393
lasso	Training	310573.1	0.0613	3,249
	Testing	324874.6	0.0570	1,393
elastnet	Training	310358.5	0.0619	3,249
	Testing	324727.4	0.0574	1,393
sqlasso	Training	310176.3	0.0625	3,249
	Testing	324962.4	0.0567	1,393

- Elastic-net is the best method (lowest MSE in the testing sample)

Workflow

- Step 5: Compute predictions using the best estimator

```
. quietly elasticnet linear bweight $covs, alpha(0.2 0.5 0.75 0.9)
. estimates store elastnetfull
. use cattaneo2_new, clear
(New data)
. estimates restore elastnetfull
(results elastnetfull are active now)
. predict yhat_pen
(options xb penalized assumed; linear prediction with penalized coefficients)
. predict yhat_postsel, postselection
(option xb assumed; linear prediction with postselection coefficients)
```

Workflow

- Step 5: Compute predictions using the best estimator

```
. quietly elasticnet linear bweight $covs, alpha(0.2 0.5 0.75 0.9)
. estimates store elastnetfull
. use cattaneo2_new, clear
(New data)
. estimates restore elastnetfull
(results elastnetfull are active now)
. predict yhat_pen
(options xb penalized assumed; linear prediction with penalized coefficients)
. predict yhat_postsel, postselection
(option xb assumed; linear prediction with postselection coefficients)
```

- By default, **predict** uses the penalized coefficients

- Step 5: Compute predictions using the best estimator

```
. quietly elasticnet linear bweight $covs, alpha(0.2 0.5 0.75 0.9)
. estimates store elastnetfull
. use cattaneo2_new, clear
(New data)
. estimates restore elastnetfull
(results elastnetfull are active now)
. predict yhat_pen
(options xb penalized assumed; linear prediction with penalized coefficients)
. predict yhat_postsel, postselection
(option xb assumed; linear prediction with postselection coefficients)
```

- By default, **predict** uses the penalized coefficients
- The **postselection** option uses post-selection coefficients (OLS on variables selected by **elasticnet**). They are expected to perform better in out-of-sample prediction than the penalized coefficients

Display lasso output

```
. estimates restore lasso  
(results lasso are active now)
```

```
. lasso
```

```
Lasso linear model
```

```
No. of obs = 3,249
```

```
No. of covariates = 117
```

```
Selection: Cross-validation
```

```
No. of CV folds = 10
```

ID	Description	lambda	No. of nonzero coef.	Out-of- sample R-squared	CV mean prediction error
1	first lambda	115.008	0	0.0003	330748.1
26	lambda before	11.23639	17	0.0514	313825.7
* 27	selected lambda	10.23818	17	0.0515	313799.9
28	lambda after	9.32865	19	0.0515	313823.9
39	last lambda	3.352543	28	0.0501	314281.9

```
* lambda selected by cross-validation.
```


Display lasso output

```
. estimates restore lasso  
(results lasso are active now)
```

```
. lasso
```

```
Lasso linear model      No. of obs      =      3,249  
                       No. of covariates =      117  
Selection: Cross-validation  No. of CV folds =      10
```

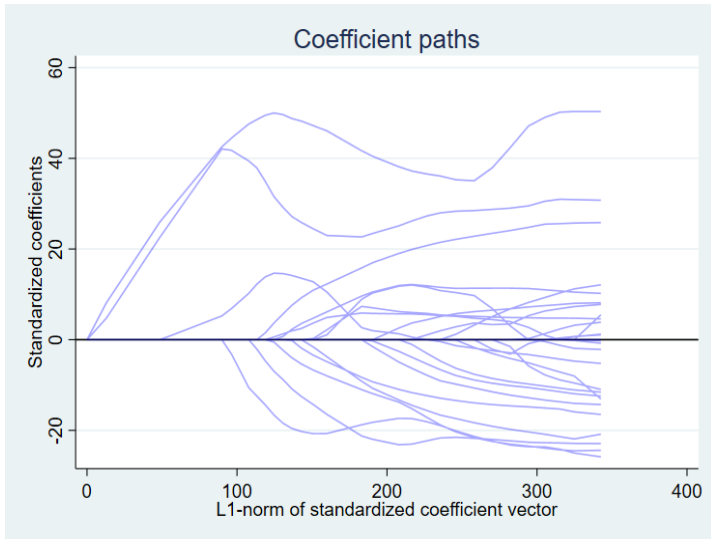
ID	Description	lambda	No. of nonzero coef.	Out-of- sample R-squared	CV mean prediction error
1	first lambda	115.008	0	0.0003	330748.1
26	lambda before	11.23639	17	0.0514	313825.7
* 27	selected lambda	10.23818	17	0.0515	313799.9
28	lambda after	9.32865	19	0.0515	313823.9
39	last lambda	3.352543	28	0.0501	314281.9

```
* lambda selected by cross-validation.
```

- Notice that the number of nonzero coefficients increases as λ decreases

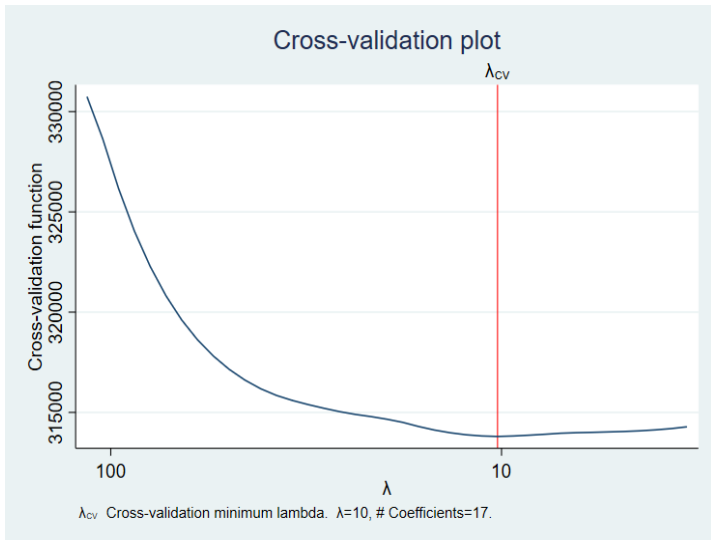
Plot path of coefficients after lasso

. `coefpath`



Plot cross-validation function after lasso

. cvplot



Display knot table (`lassoknots`)

```
. lassoknots
```

ID	lambda	No. of nonzero coef.	CV mean pred. error	Variables (A)dded, (R)emoved, or left (U)nchanged
2	104.791	2	328633.1	A 0.msmoke#c.mage 1.mmarried#c.fedu
6	72.22835	3	320818.5	A 0.msmoke#c.fedu
11	45.36151	4	316613.1	A 0.mmarried
(output omitted)				
* 27	10.23818	17	313799.9	U
28	9.32865	19	313823.9	A 1.mhisp#c.medu 2.msmoke#c.fage
29	8.499919	18	313863.1	R 0.msmoke#c.fedu
(output omitted)				
39	3.352543	28	314281.9	A c.mage#c.monthslb 0.prenatal1#c.mage

* lambda selected by cross-validation.

Display knot table (`lassoknots`)

```
. lassoknots
```

ID	lambda	No. of nonzero coef.	CV mean pred. error	Variables (A)dded, (R)emoved, or left (U)nchanged
2	104.791	2	328633.1	A 0.msmoke#c.mage 1.mmmarried#c.fedu
6	72.22835	3	320818.5	A 0.msmoke#c.fedu
11	45.36151	4	316613.1	A 0.mmmarried
(output omitted)				
* 27	10.23818	17	313799.9	U
28	9.32865	19	313823.9	A 1.mhisp#c.medu 2.msmoke#c.fage
29	8.499919	18	313863.1	R 0.msmoke#c.fedu
(output omitted)				
39	3.352543	28	314281.9	A c.mage#c.monthslb 0.prenatal1#c.mage

* lambda selected by cross-validation.

- **lassoselect** can be used to pick a different λ value (sensitivity analysis)

Methods for selecting the value of λ

- Cross-validation (default) computes out-of-sample predictions MSEs using 10 folds and selects the λ with minimum MSE (**selection(cv)**)

Methods for selecting the value of λ

- Cross-validation (default) computes out-of-sample predictions MSEs using 10 folds and selects the λ with minimum MSE (**`selection(cv)`**)
- Adaptive lasso computes iterative 10-fold cross-validated lassos with larger penalty weights on small coefficients than a regular lasso. Covariates with large coefficients are more likely to be selected than covariates with small coefficients (**`selection(adaptive)`**)

Methods for selecting the value of λ

- Cross-validation (default) computes out-of-sample predictions MSEs using 10 folds and selects the λ with minimum MSE (**`selection(cv)`**)
- Adaptive lasso computes iterative 10-fold cross-validated lassos with larger penalty weights on small coefficients than a regular lasso. Covariates with large coefficients are more likely to be selected than covariates with small coefficients (**`selection(adaptive)`**)
- Plugin method uses the structure of the model and advanced theoretical results to find the smallest λ that dominates the noise, given estimates of the penalty weights (**`selection(plugin)`**)

Methods for selecting the value of λ

- Cross-validation (default) computes out-of-sample predictions MSEs using 10 folds and selects the λ with minimum MSE (**selection(cv)**)
- Adaptive lasso computes iterative 10-fold cross-validated lassos with larger penalty weights on small coefficients than a regular lasso. Covariates with large coefficients are more likely to be selected than covariates with small coefficients (**selection(adaptive)**)
- Plugin method uses the structure of the model and advanced theoretical results to find the smallest λ that dominates the noise, given estimates of the penalty weights (**selection(plugin)**)
- Bayesian information criteria (BIC) finds λ that minimizes the BIC statistic (**selection(bic)**, Stata 17)

Methods for selecting the value of λ

- Cross-validation (default) computes out-of-sample predictions MSEs using 10 folds and selects the λ with minimum MSE (**selection(cv)**)
- Adaptive lasso computes iterative 10-fold cross-validated lassos with larger penalty weights on small coefficients than a regular lasso. Covariates with large coefficients are more likely to be selected than covariates with small coefficients (**selection(adaptive)**)
- Plugin method uses the structure of the model and advanced theoretical results to find the smallest λ that dominates the noise, given estimates of the penalty weights (**selection(plugin)**)
- Bayesian information criteria (BIC) finds λ that minimizes the BIC statistic (**selection(bic)**, Stata 17)
- Manual selection (**lassoselect**)

Choosing λ using the `selection()` option

```
. quietly lasso linear bweight $covs  
. estimates store cv  
. quietly lasso linear bweight $covs, selection(adaptive)  
. estimates store adaptive  
. quietly lasso linear bweight $covs, selection(plugin)  
. estimates store plugin  
. quietly lasso linear bweight $covs, selection(bic)  
. estimates store bic
```

Display basic information about lassos (`lassoinfo`)

```
. lassoinfo cv adaptive plugin bic
```

```
Estimate: cv  
Command: lasso
```

Dependent variable	Model	Selection method	Selection criterion	lambda	No. of selected variables
bweight	linear	cv	CV min.	9.867787	19

```
Estimate: adaptive  
Command: lasso
```

Dependent variable	Model	Selection method	Selection criterion	lambda	No. of selected variables
bweight	linear	adaptive	CV min.	3.64e+08	13

```
Estimate: plugin  
Command: lasso
```

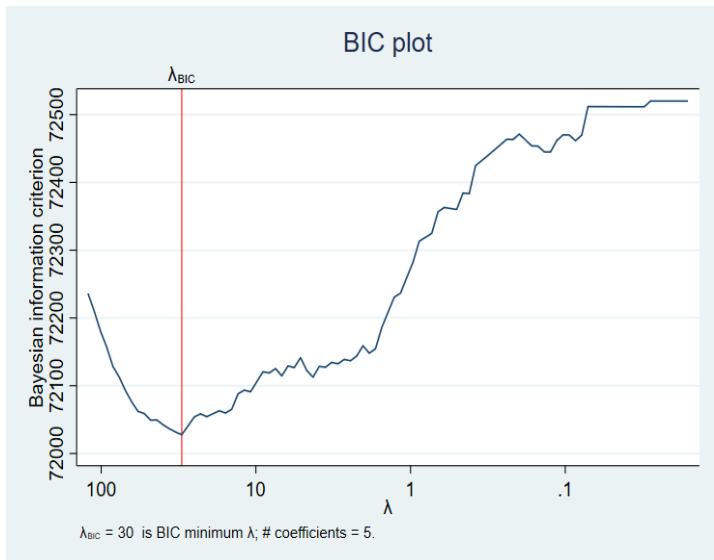
Dependent variable	Model	Selection method	lambda	No. of selected variables
bweight	linear	plugin	.0627659	6

```
Estimate: bic  
Command: lasso
```

Dependent variable	Model	Selection method	Selection criterion	lambda	No. of selected variables
bweight	linear	bic	BIC min.	30.1348	5

Plot Bayesian information criterion function after lasso

```
. bicplot
```



Display coefficients after lasso (`lassocoef`)

```
. lassocoef cv adaptive plugin bic, display(coef, standardized)
```

	cv	adaptive	plugin	bic
mmarried				
Not married	-22.11483	-41.92165	-3.921652	-13.51986
Married	8.19e-10		3.38e-10	
msmoke				
0 daily	19.53755			
mmarried#c.fage				
Not married	-7.447833	-5.868928		
mmarried#c.medu				
Not married	-1.549706			
Married	16.17073	15.6786	21.32031	14.89484
mmarried#c.fedu				
Married	13.60921		16.50398	19.33894
foreign#c.fage				
1	-4.972952	-17.05522		
foreign#c.fedu				
0	3.90694			
alcohol#c.mage				
1	-3.167769	-6.859747		
msmoke#c.mage				
0 daily	52.73363	84.46094	57.27693	63.43016

(output omitted)

History

Filter commands here

Command

There are no items to show

Summaries, tables, and tests

Linear models and related

Binary outcomes

Ordinal outcomes

Categorical outcomes

Count outcomes

Fractional outcomes

Generalized linear models

Choice models

Time series

Multivariate time series

Spatial autoregressive models

Longitudinal/panel data

Multilevel mixed-effects models

Survival analysis

Epidemiology and related

Endogenous covariates

Sample-selection models

Treatment effects

SEM (structural equation modeling)

LCA (latent class analysis)

FMM (finite mixture models)

IRT (item response theory)

Multivariate analysis

Survey data analysis

Lasso

Meta-analysis

Multiple imputation

Nonparametric analysis

Exact statistics

Resampling

Power, precision, and sample size

Bayesian analysis

Postestimation

Other

0

17.0

MP-Parallel Edition

Copyright 1985-2021 StataCo

StataCorp

4905 Lakeway Drive

College Station, Texas 7784

800-STATA-PC

979-696-4600

<https://>

stata@

8-core network perpetual

; see [help unicode_advice](#).

observations are allowed; see [hel](#)

variables is set to 5,000; see [help](#)

Lasso

Square-root lasso

Elastic net

Lasso inferential models

Stata/MP 17.0
File Edit Data Graphics Statistics User Window Help

History
Filter commands here
Command: `_rc`

There are no items to show.

17.0
MP-Parallel Edition

Statistics and Data Science

Copyright 1985-2021 StataCorp LLC
StataCorp
4905 Lakeway Drive
College Station, Texas 77845 USA
800-STATA-PC <https://www.stata.com>

lasso - Lasso for prediction and model selection

Model if/in Weights Optimization

Model: linear Dependent variable:

Variables always included (optional):

Variables from which lasso selects:

Suppress constant term

Options

Selection method for lambda

- Cross-validation (CV) CV options
- Adaptive lasso Adaptive options
- Plugin heteroskedastic formula
- Plugin homoskedastic formula
- Bayesian information criterion (BIC) BIC options
- Do not select lambda

Offset variable: Exposure variable: Cluster variable:

OK Cancel Submit

Lasso for inference

Motivation

- Ideally we would have a correct model for both data and theory. If so, we would just need to fit the model (using an appropriate estimator) and we report point estimates, standard errors, p-values, and confidence intervals

Motivation

- Ideally we would have a correct model for both data and theory. If so, we would just need to fit the model (using an appropriate estimator) and we report point estimates, standard errors, p-values, and confidence intervals
- In practice things are different. Consider the linear model

$$\mathbf{E}[y|\mathbf{d}, \mathbf{x}] = \mathbf{d}\alpha + \beta_0 + \mathbf{x}\beta'$$

- We may fit many models with different subsets of controls

Motivation

- Ideally we would have a correct model for both data and theory. If so, we would just need to fit the model (using an appropriate estimator) and we report point estimates, standard errors, p-values, and confidence intervals
- In practice things are different. Consider the linear model

$$\mathbf{E}[y|\mathbf{d}, \mathbf{x}] = \mathbf{d}\alpha + \beta_0 + \mathbf{x}\beta'$$

- We may fit many models with different subsets of controls
- And, we would choose a model that we believe is the "best" to represent our theory or proposition. We apply an estimator and perform statistical inference

Motivation

- Ideally we would have a correct model for both data and theory. If so, we would just need to fit the model (using an appropriate estimator) and we report point estimates, standard errors, p-values, and confidence intervals
- In practice things are different. Consider the linear model

$$\mathbf{E}[y|\mathbf{d}, \mathbf{x}] = \mathbf{d}\alpha + \beta_0 + \mathbf{x}\beta'$$

- We may fit many models with different subsets of controls
- And, we would choose a model that we believe is the "best" to represent our theory or proposition. We apply an estimator and perform statistical inference
- But, if we do not account for the model-selection process, inference would be invalid

Motivation

- Ideally we would have a correct model for both data and theory. If so, we would just need to fit the model (using an appropriate estimator) and we report point estimates, standard errors, p-values, and confidence intervals
- In practice things are different. Consider the linear model

$$\mathbf{E}[y|\mathbf{d}, \mathbf{x}] = \mathbf{d}\alpha + \beta_0 + \mathbf{x}\beta'$$

- We may fit many models with different subsets of controls
- And, we would choose a model that we believe is the "best" to represent our theory or proposition. We apply an estimator and perform statistical inference
- But, if we do not account for the model-selection process, inference would be invalid
- Suppose there are many potential controls. Which controls should we include in the model? How to perform valid inference on the variables of interest?

Invalid approach

- 1 Apply lasso for y on the variables of interest (\mathbf{d} vector) and the controls (\mathbf{x} vector) forcing the variables of interest to be in the model. This selects a subset of controls (\mathbf{x}^* vector)

Invalid approach

- 1 Apply lasso for y on the variables of interest (\mathbf{d} vector) and the controls (\mathbf{x} vector) forcing the variables of interest to be in the model. This selects a subset of controls (\mathbf{x}^* vector)
- 2 Fit OLS regression for y on the variables of interest and the selected controls

Invalid approach

- 1 Apply lasso for y on the variables of interest (\mathbf{d} vector) and the controls (\mathbf{x} vector) forcing the variables of interest to be in the model. This selects a subset of controls (\mathbf{x}^* vector)
- 2 Fit OLS regression for y on the variables of interest and the selected controls
- 3 Perform inference on the coefficients for the variables of interest (parameter vector α)

Invalid approach

- 1 Apply lasso for y on the variables of interest (\mathbf{d} vector) and the controls (\mathbf{x} vector) forcing the variables of interest to be in the model. This selects a subset of controls (\mathbf{x}^* vector)
- 2 Fit OLS regression for y on the variables of interest and the selected controls
- 3 Perform inference on the coefficients for the variables of interest (parameter vector α)
- This approach would produce invalid statistical inference. Why?

Invalid approach

- 1 Apply lasso for y on the variables of interest (\mathbf{d} vector) and the controls (\mathbf{x} vector) forcing the variables of interest to be in the model. This selects a subset of controls (\mathbf{x}^* vector)
- 2 Fit OLS regression for y on the variables of interest and the selected controls
- 3 Perform inference on the coefficients for the variables of interest (parameter vector α)
- This approach would produce invalid statistical inference. Why?
 - Model-selection techniques inevitably make mistakes selecting controls

Invalid approach

- 1 Apply lasso for y on the variables of interest (\mathbf{d} vector) and the controls (\mathbf{x} vector) forcing the variables of interest to be in the model. This selects a subset of controls (\mathbf{x}^* vector)
 - 2 Fit OLS regression for y on the variables of interest and the selected controls
 - 3 Perform inference on the coefficients for the variables of interest (parameter vector α)
- This approach would produce invalid statistical inference. Why?
 - Model-selection techniques inevitably make mistakes selecting controls
 - The actual sampling distribution of α is not concentrated (multiple modes). (Leeb and Pötscher, 2005)

Solutions

- Double selection: Belloni et al. (2014), Belloni et al. (2016)
(`dsregress`, `dslogit`, and `ds poisson`)

Solutions

- Double selection: Belloni et al. (2014), Belloni et al. (2016)
(**dsregress**, **dslogit**, and **ds poisson**)
- Partialing-out: Belloni et al. (2016), Chernozhukov et al. (2015)
(**poregress**, **poivregress**, **pologit**, and **popoisson**)

Solutions

- Double selection: Belloni et al. (2014), Belloni et al. (2016) (**dsregress**, **dslogit**, and **ds poisson**)
- Partialing-out: Belloni et al. (2016), Chernozhukov et al. (2015) (**poregress**, **poivregress**, **pologit**, and **popoisson**)
- Cross-fit partialing-out (double machine learning): Chernozhukov et al. (2018) (**xporegress**, **xpoivregress**, **xpologit**, and **xpopoisson**)

Solutions

- Double selection: Belloni et al. (2014), Belloni et al. (2016) (**dsregress**, **dslogit**, and **ds poisson**)
- Partialing-out: Belloni et al. (2016), Chernozhukov et al. (2015) (**poregress**, **poivregress**, **pologit**, and **popoisson**)
- Cross-fit partialing-out (double machine learning): Chernozhukov et al. (2018) (**xporegress**, **xpoivregress**, **xpologit**, and **xpopoisson**)
- "These solutions all use multiple lassos and moment conditions that are robust to the model-selection mistakes that lasso makes"

Solutions

- Double selection: Belloni et al. (2014), Belloni et al. (2016) (`dsregress`, `dslogit`, and `ds poisson`)
- Partialing-out: Belloni et al. (2016), Chernozhukov et al. (2015) (`poregress`, `poivregress`, `pologit`, and `popoisson`)
- Cross-fit partialing-out (double machine learning): Chernozhukov et al. (2018) (`xporegress`, `xpoivregress`, `xpologit`, and `xpopoisson`)
- "These solutions all use multiple lassos and moment conditions that are robust to the model-selection mistakes that lasso makes"
- By default, all of the command above fit the lassos using `selection(plugin)`

Example on lasso for inference with a linear model

$$\mathbf{E}[y|\mathbf{d}, \mathbf{x}] = \mathbf{d}\boldsymbol{\alpha} + \beta_0 + \mathbf{x}\boldsymbol{\beta}'$$

- $y = \text{wage}$ (monthly wages)

Example on lasso for inference with a linear model

$$\mathbf{E}[y|\mathbf{d}, \mathbf{x}] = \mathbf{d}\boldsymbol{\alpha} + \beta_0 + \mathbf{x}\boldsymbol{\beta}'$$

- y = wage (monthly wages)
- \mathbf{d} = (educ, tenure)
 - educ: Years of education
 - tenure: Years with current employer

Example on lasso for inference with a linear model

$$\mathbf{E}[y|\mathbf{d}, \mathbf{x}] = \mathbf{d}\boldsymbol{\alpha} + \beta_0 + \mathbf{x}\boldsymbol{\beta}'$$

- y = wage (monthly wages)
- \mathbf{d} = (educ, tenure)
 - educ: Years of education
 - tenure: Years with current employer
- \mathbf{x} : vector of potential control variables
 - 6 continuous variables, 1 categorical variable, 5 binary variables
 - All main effects and all possible interactions generate 230 controls

Example on lasso for inference with a linear model

$$\mathbf{E}[y|\mathbf{d}, \mathbf{x}] = \mathbf{d}\boldsymbol{\alpha} + \beta_0 + \mathbf{x}\boldsymbol{\beta}'$$

- y = wage (monthly wages)
- \mathbf{d} = (educ, tenure)
 - educ: Years of education
 - tenure: Years with current employer
- \mathbf{x} : vector of potential control variables
 - 6 continuous variables, 1 categorical variable, 5 binary variables
 - All main effects and all possible interactions generate 230 controls
- Number of observations: 722

Example on lasso for inference with a linear model

$$\mathbf{E}[y|\mathbf{d}, \mathbf{x}] = \mathbf{d}\boldsymbol{\alpha} + \beta_0 + \mathbf{x}\boldsymbol{\beta}'$$

- y = wage (monthly wages)
- \mathbf{d} = (educ, tenure)
 - educ: Years of education
 - tenure: Years with current employer
- \mathbf{x} : vector of potential control variables
 - 6 continuous variables, 1 categorical variable, 5 binary variables
 - All main effects and all possible interactions generate 230 controls
- Number of observations: 722
- Which controls should we include in the model to perform valid inference on $\boldsymbol{\alpha}$?

dsregress – Double-selection lasso linear regression

```
. use nlsy80
. global controls c.(meduc feduc sibs age iq kww)##(exper ///
>      pcollege married black south urban)
. dsregress wage educ tenure, controls($controls)
Estimating lasso for wage using plugin
Estimating lasso for educ using plugin
Estimating lasso for tenure using plugin
Double-selection linear model          Number of obs          =          722
                                      Number of controls     =          230
                                      Number of selected controls =           12
                                      Wald chi2(2)              =          17.03
                                      Prob > chi2              =          0.0002
```

		Robust				
	Coefficient	std. err.	z	P> z	[95% conf. interval]	
wage						
educ	29.29732	7.58747	3.86	0.000	14.42615	44.16849
tenure	5.105178	2.950394	1.73	0.084	-.677488	10.88784

Note: Chi-squared test is a Wald test of the coefficients of the variables of interest jointly equal to zero. Lassos select controls for model estimation. Type `lassoinfo` to see number of selected variables in each lasso.

```
. estimates store ds_plugin
```


dsregress – Double-selection lasso linear regression

```
. use nlsy80
. global controls c.(meduc feduc sibs age iq kww)##(exper ///
>      pcollege married black south urban)
. dsregress wage educ tenure, controls($controls)
Estimating lasso for wage using plugin
Estimating lasso for educ using plugin
Estimating lasso for tenure using plugin
Double-selection linear model          Number of obs          =          722
                                      Number of controls      =          230
                                      Number of selected controls =          12
                                      Wald chi2(2)              =          17.03
                                      Prob > chi2              =          0.0002
```

	Coefficient	Robust std. err.	z	P> z	[95% conf. interval]	
wage						
educ	29.29732	7.58747	3.86	0.000	14.42615	44.16849
tenure	5.105178	2.950394	1.73	0.084	-.677488	10.88784

Note: Chi-squared test is a Wald test of the coefficients of the variables of interest jointly equal to zero. Lassos select controls for model estimation. Type `lassoinfo` to see number of selected variables in each lasso.

```
. estimates store ds_plugin
```

- Inference on controls would not be valid; and so, they are not reported

poregress – Partialing-out lasso linear regression

```
. poregress wage educ tenure, controls($controls)
Estimating lasso for wage using plugin
Estimating lasso for educ using plugin
Estimating lasso for tenure using plugin
Partialing-out linear model      Number of obs      =          722
                                Number of controls   =          230
                                Number of selected controls =           12
                                Wald chi2(2)              =          17.77
                                Prob > chi2                =          0.0001
```

	Coefficient	Robust std. err.	z	P> z	[95% conf. interval]	
wage						
educ	29.61345	7.455942	3.97	0.000	15.00007	44.22683
tenure	4.995759	2.874894	1.74	0.082	-.63893	10.63045

Note: Chi-squared test is a Wald test of the coefficients of the variables of interest jointly equal to zero. Lassos select controls for model estimation. Type `lassoinfo` to see number of selected variables in each lasso.

xporegress – Cross-fit partialing-out lasso linear regression

```
. xporegress wage educ tenure, controls($controls)
```

(output omitted)

```
Cross-fit partialing-out          Number of obs          =          722
linear model                      Number of controls      =          230
                                  Number of selected controls =           25
                                  Number of folds in cross-fit =           10
                                  Number of resamples          =            1
                                  Wald chi2(2)                 =          18.00
                                  Prob > chi2                  =          0.0001
```

	Coefficient	Robust std. err.	z	P> z	[95% conf. interval]	
wage						
educ	29.62034	7.430891	3.99	0.000	15.05606	44.18462
tenure	5.082955	2.808093	1.81	0.070	-.420805	10.58672

Note: Chi-squared test is a Wald test of the coefficients of the variables of interest jointly equal to zero. Lassos select controls for model estimation. Type `lassoinfo` to see number of selected variables in each lasso.

lassoinfo after xppregress

```
. lassoinfo
```

```
Estimate: active
```

```
Command: xppregress
```

Variable	Model	Selection method	No. of selected variables		
			min	median	max
educ	linear	plugin	5	7	9
tenure	linear	plugin	1	2	3
wage	linear	plugin	4	6	8

lassoinfo after xproregress

```
. lassoinfo
```

```
Estimate: active
```

```
Command: xproregress
```

Variable	Model	Selection method	No. of selected variables		
			min	median	max
educ	linear	plugin	5	7	9
tenure	linear	plugin	1	2	3
wage	linear	plugin	4	6	8

- By default, **lassoinfo** displays summary of lassos by variable

lassoinfo after xppuregress

```
. lassoinfo
```

```
Estimate: active
```

```
Command: xppuregress
```

Variable	Model	Selection method	No. of selected variables		
			min	median	max
educ	linear	plugin	5	7	9
tenure	linear	plugin	1	2	3
wage	linear	plugin	4	6	8

- By default, **lassoinfo** displays summary of lassos by variable
- The option **each** would display information of each lasso

General advice

- The cross-fit partialing-out estimators are the best ones (`xporegress`, `xpologit`, `xpopoisson`, `xpoivregress`). But, computations may take extremely long time

General advice

- The cross-fit partialing-out estimators are the best ones (**xporegress**, **xpologit**, **xpopoisson**, **xpoivregress**). But, computations may take extremely long time
- If you do not have the time, use either the partialing-out estimator (**poregress**, **pologit**, **popoisson**, **poivregress**) or the double-selection estimator (**dsregress**, **dslogit**, **dspoisson**)

Customize individual lassos

```
. dsregress wage educ tenure,controls($controls) ///  
> lasso(wage,selection(adaptive)) ///  
> lasso(educ,selection(bic)) ///  
> sqrtlasso(tenure,selection(cv))
```

Estimating lasso for wage using adaptive

Estimating lasso for educ using BIC

Estimating square-root lasso for tenure using cv

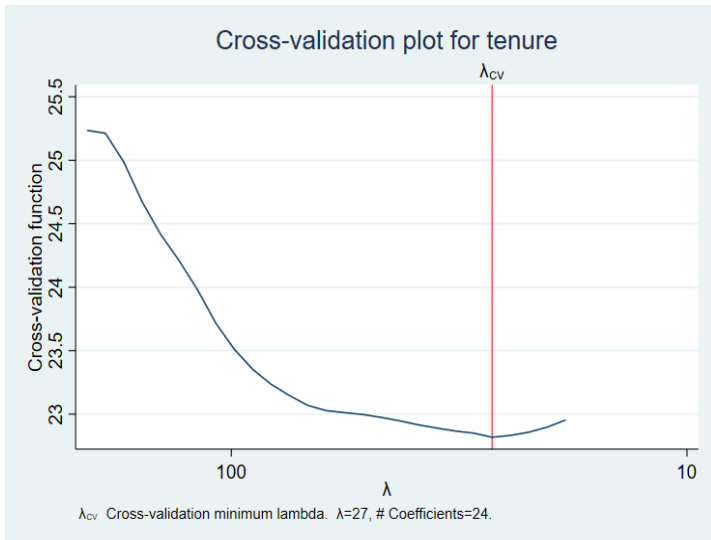
```
Double-selection linear model      Number of obs      =      722  
                                  Number of controls =      230  
                                  Number of selected controls =      54  
                                  Wald chi2(2)         =      18.28  
                                  Prob > chi2          =      0.0001
```

		Robust				
	Coefficient	std. err.	z	P> z	[95% conf. interval]	
wage						
educ	34.66224	8.708087	3.98	0.000	17.5947	51.72978
tenure	4.881471	3.095039	1.58	0.115	-1.184694	10.94764

Note: Chi-squared test is a Wald test of the coefficients of the variables of interest jointly equal to zero. Lassos select controls for model estimation. Type `lassoinfo` to see number of selected variables in each lasso.

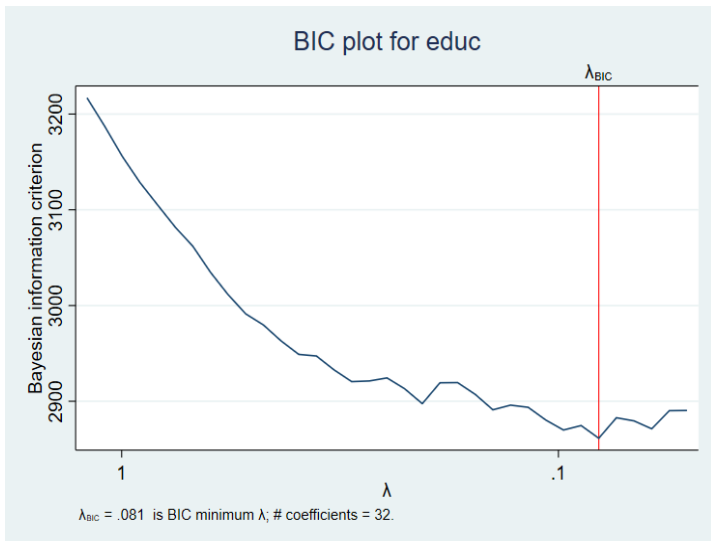
cvplot for a particular lasso

```
. cvplot, for(tenure)
```



bicplot for a particular lasso

```
. bicplot, for(educ)
```



Other options for selecting controls

```
. quietly dsregress wage educ tenure, controls($controls) selection(cv)
. estimates store ds_cv
. quietly dsregress wage educ tenure, controls($controls) selection(adaptive)
. estimates store ds_adapt
. quietly dsregress wage educ tenure, controls($controls) selection(bic)
. estimates store ds_bic
. estimates table ds_plugin ds_cv ds_adapt ds_bic, b(%9.4f) se(%9.4f) p(%9.4f)
```

Variable	ds_plugin	ds_cv	ds_adapt	ds_bic
educ	29.2973	32.8323	34.1067	33.3164
	7.5875	8.8374	8.6690	8.6672
	0.0001	0.0002	0.0001	0.0001
tenure	5.1052	5.1631	4.8216	4.6522
	2.9504	3.0597	3.0784	3.0064
	0.0836	0.0915	0.1173	0.1218

Legend: b/se/p

There are no items to show

- Summaries, tables, and tests
- Linear models and related
- Binary outcomes
- Ordinal outcomes
- Categorical outcomes
- Count outcomes
- Fractional outcomes
- Generalized linear models
- Choice models
- Time series
- Multivariate time series
- Spatial autoregressive models
- Longitudinal/panel data
- Multilevel mixed-effects models
- Survival analysis
- Epidemiology and related
- Endogenous covariates
- Sample-selection models
- Treatment effects
- SEM (structural equation modeling)
- LCA (latent class analysis)
- FMM (finite mixture models)
- IRT (item response theory)
- Multivariate analysis
- Survey data analysis
- Lasso
- Meta-analysis
- Multiple imputation
- Nonparametric analysis
- Exact statistics
- Resampling
- Power, precision, and sample size
- Bayesian analysis
- Postestimation
- Other

17.0
MP-Parallel Edition

Copyright 1985-2021 StataCorp LLC
StataCorp
4905 Lakeway Drive
College Station, Texas 77845 USA
800-STATA-PC <https://www.stata.com>
979-696-4600 stata@stata.com

8-core network perpetual

; see [help unicode_advice](#).observations are allowed; see [help obs_advice](#).variables is set to 5,000; see [help set_maxvar](#).

- Lasso
- Square-root lasso
- Elastic net

Lasso inferential models

- Continuous outcomes
- Binary outcomes
- Count outcomes

- Double-selection model
- Partialing-out model
- Cross-fit partialing-out model
- Partialing-out IV model
- Cross-fit partialing-out IV model
- Treatment-effects model

History

Filter commands here

Command _rc

There are no items to show.



17.0
MP-Parallel Edition

Statistics and Data Science

Copyright 1985-2021 StataCorp LLC
StataCorp
4905 Lakeway Drive
College Station, Texas 77845 USA
800-STATA-PC <https://www.stata.com>
979-696-4600 stata@stata.com

xporegress - Cross-fit partialing-out lasso linear regression

Model if/in SE/Robust Reporting Optimization Advanced

Dependent variable: [] Variables of interest: []

Control variables:

Variables always included (optional): []

Variables from which lasso selects: []

Options

Selection method for lambda

Plugin formula
 Cross-validation (CV)
 Adaptive lasso
 Bayesian information criterion (BIC)

[10] Number of folds for cross-fitting

Number of times to repeat sample splitting and average results [10]

Double machine learning 2 Double machine learning 1

Use square-root lassos
 Use semipartialled-out lasso regression estimator
 After fitting lassos, ignore missing values in any variables not selected



History

Filter commands here

Command

```

1 h xporegress
2 webuse breathe
3 xporegress react no2_class no2_home

```

Cross-fit fold 6 of 10 ...

```

Estimating lasso for react using plugin
Estimating lasso for no2_class using plugin
Estimating lasso for no2_home using plugin

```

Postestimation Selector

Postestimation commands:

- Tests, contrasts, and comparisons of parameter estimates
 - Linear tests of parameter estimates
 - Nonlinear tests of parameter estimates
 - Contrasts
 - Pairwise comparisons
 - Linear expressions of parameter estimates
 - Nonlinear expressions of parameter estimates
- Specification, diagnostic, and goodness-of-fit analysis
 - Display selected coefficients
 - Information about lasso estimation results
 - Knot table of coefficient selection and measures of fit
 - Select alternative penalty values
- Diagnostic and analytic plots
 - Plot path of coefficients
 - Plot cross-validation function
- Predictions
- Other reports
- Manage estimation results
 - Store current estimates in memory
 - Restore stored estimates
 - List estimates stored in memory
 - Drop estimates from memory

Launch

Cancel

	react	Coefficient	std. err.	z	P> z	[95% conf. interval]
	no2_class	2.235192	.4494728	4.97	0.000	1.354241 3.116142
	no2_home	-.4594868	.2433957	-1.89	0.059	-.9365336 .0175599

Note: Chi-squared test is a Wald test of the coefficients of the variables of interest jointly equal to zero. Lassos [select controls](#) for model estimation. Type [lassoinfo](#) to see number of selected variables in each lasso.

Conclusion

Conclusion

- Lasso for prediction and model selection
 - We used **lasso linear**, **elasticnet linear**, and **sqrtlasso**. And, we used **splitsample** to help in choosing the best

Conclusion

- Lasso for prediction and model selection
 - We used `lasso linear`, `elasticnet linear`, and `sqrtlasso`. And, we used `splitsample` to help in choosing the best
 - Also available for `lasso` and `elasticnet`, there are sub-commands for logit, probit, and Poisson models

Conclusion

- Lasso for prediction and model selection
 - We used **lasso linear**, **elasticnet linear**, and **sqrtlasso**. And, we used **splitsample** to help in choosing the best
 - Also available for **lasso** and **elasticnet**, there are sub-commands for logit, probit, and Poisson models
- Lasso estimators for inference
 - We used **dsregress**, **poregress**, and **xporegress**.

Conclusion

- Lasso for prediction and model selection
 - We used `lasso linear`, `elasticnet linear`, and `sqrtlasso`. And, we used `splitsample` to help in choosing the best
 - Also available for `lasso` and `elasticnet`, there are sub-commands for logit, probit, and Poisson models
- Lasso estimators for inference
 - We used `dsregress`, `poregress`, and `xporegress`.
 - Also available are `dslogit`, `dspoisson`, `poivregress`, `pologit`, `popoisson`, `xpoivregress`, `xpologit`, `xpopoisson`, `telasso`

Conclusion

- Lasso for prediction and model selection
 - We used **lasso linear**, **elasticnet linear**, and **sqrtlasso**. And, we used **splitsample** to help in choosing the best
 - Also available for **lasso** and **elasticnet**, there are sub-commands for logit, probit, and Poisson models
- Lasso estimators for inference
 - We used **dsregress**, **poregress**, and **xporegress**.
 - Also available are **dslogit**, **dspoisson**, **poivregress**, **pologit**, **popoisson**, **xpoivregress**, **xpologit**, **xpopoisson**, **telasso**
 - Using lasso for prediction and listing the selected variables in estimation commands will generally lead to invalid statistical inference. Instead, use lasso inferential commands

Conclusion

- Lasso for prediction and model selection
 - We used `lasso linear`, `elasticnet linear`, and `sqrtlasso`. And, we used `splitsample` to help in choosing the best
 - Also available for `lasso` and `elasticnet`, there are sub-commands for logit, probit, and Poisson models
- Lasso estimators for inference
 - We used `dsregress`, `poregress`, and `xporegress`.
 - Also available are `dslogit`, `ds poisson`, `poivregress`, `pologit`, `popoisson`, `xpoivregress`, `xpologit`, `xpopoisson`, `telasso`
 - Using lasso for prediction and listing the selected variables in estimation commands will generally lead to invalid statistical inference. Instead, use lasso inferential commands
 - Use cross-fit partialing-out estimators if you have the time; otherwise, use either the partialing-out estimator or the double-selection estimator

References

- Belloni, A., V. Chernozhukov, and C. Hansen. 2014. Inference on treatment effects after selection among high-dimensional controls. *The Review of Economic Studies* 81(2): 608-650.
- Belloni, A., V. Chernozhukov, and Y. Wei. 2016. Post-selection inference for generalized linear models with many controls. *Journal of Business & Economic Statistics* 34(4): 606-619.
- Chernozhukov, V., D. Chetverikov, M. Demirer, E. Duflo, C. Hansen, W. Newey, and J. Robins. 2018. Double/debiased machine learning for treatment and structural parameters. *The Econometrics Journal* 21(1): C1-C68.
- Chernozhukov, V., C. Hansen, and M. Spindler. 2015. Post-selection and post-regularization inference in linear models with many controls and instruments. *American Economic Review* 105(5): 486-90.
- Leeb, H., and B. M. Pötscher. 2005. Model selection and inference: Facts and fiction. *Econometric Theory* 21(1): 21-59.
- Tibshirani, R. 1996. Regression shrinkage and selection via the lasso. *Journal of the Royal Statistical Society: Series B (Methodological)* 58(1): 267-288.